

AW 240-1140

Static linear loads
from 12.25 to 38 kg/cm

Operating weights
from 2,450 to 15,400 kg

**MADE
IN
GERMANY**



 **Weycor**
BY ATLAS WEYHAUSEN

WEYCOR: POWERFUL, PRECISE, RELIABLE.

TABLE OF CONTENTS

weycor.....	2
Tandem rollers	4
Technical highlights.....	4
AW 240.....	5
AW 260.....	6
AW 300.....	7
Compaction rollers	8
Technical highlights.....	8
Vibratory system	10
Compaction controls	12
Drums.....	14
Canopy.....	15
Engines and traction	16
AW 1070.....	18
AW 1110.....	19
AW 1120.....	20
AW 1130.....	21
AW 1140.....	22
Configuration variants.....	23
Product range	24

POWERFUL COMPACTION TECHNIQUE, RELIABLE QUALITY.

weycor tandem and compaction rollers vouch for technical excellence, for powerful and reliable machines and for quality “Made in Germany”. In their respective domain, they exceed the currently applicable emission standards.

In order to highlight these features, for the first time ever, we decided to provide the new ATLAS Weyhausen model series with its own unique name: “weycor”. The first syllable refers to the name of the founder of our company and his family, “Weyhausen”. The second syllable is derived from the English term “core”.


“We are convinced that the new tandem and compaction rollers will soon be an essential part - the “core”- of every construction site.”
In this sense, “weycor” also defines the key competencies of our successful family business: for more than forty years, our passion for construction machinery has been at the core of our production, and we keep putting our heart and soul into our products!



TECHNICAL HIGHLIGHTS

AW 240

• GREATEST DRUM DIAMETER IN THIS WEIGHT CLASS



The practice has shown that a larger drum diameter has positive effects on the evenness after the compaction process. This is, among other, proven by the following formula:

$$N = \frac{\text{static linear load in kg/cm}}{\text{Bandages diameter in cm}} = \text{kg/cm}^2$$

Here is vividly illustrated that the lower the result is, the more is the load on the hot asphalt surface reduced. This load reduction prevents against the well known micro-grooves in the transverse direction.

• LARGEST WATER TANK IN THIS WEIGHT CLASS

Sprinkler system with pump and interval timer as standard:

Economical water lubrication on the drum surface as long as possible without interruption to compact the hot asphalt as long as needed without sticking on the drum surface.

• VIBRATION FRONT AND REAR AS STANDARD ACTIVATED SEPARATELY

Allows sensitive compaction in the first crossings.

• FOLDING ROPS STANDARD

For a low transport height.

• DECOUPLED OPERATING PLATFORM

Fatigue-free operation of the machine without disability by decoupling from the frame.

• DRUM OFFSET

The front drum is offset by 50 mm to the right side and therefore creating more room for steering corrections when flush compaction on edges are necessary.

• VIBRATION AUTOMATIC STANDARD

To avoid cross-grooves when change direction, the vibration is switched off briefly at the moment of direction change and then automatically re-enabled.

• NO LUBRICATING POINTS

All pivot points of the roller are adapted for life not be lubricated to need, which turns into time and money savings.

DRIVE

Speed	0–9 km/h
Angular movement	± 12°
Gradeability with vibration	30 %
Gradeability without vibration	35 %
Engine-Model	Deutz
Type	D 2011 L2i
Emission	Tier 3
Fuel capacity	50 l
Hydraulic oil capacity	40 l

SPRINKLER SYSTEM

Tank capacity	210 l
---------------	-------

STANDARD EQUIPMENT

- ROPS roll bar, foldable
- Hydrostatic drive
- Hydrostatic vibration system at both drums
- 2 centrifugal forces, 2 frequencies
- Automatic vibration mode
- Double / single vibration
- Pressurized interval sprinkler system
- Both drums equipped with spring-loaded brakes
- Manual emergency stop switch with touch sensitive switch at the seat
- 2 resilient vulcollan scraper blades per drum
- Spring-mounted driver's compartment
- 4 working headlights
- Laterally slidable driver's seat with arm rests and safety belt
- Lockable dashboard

OPTIONS

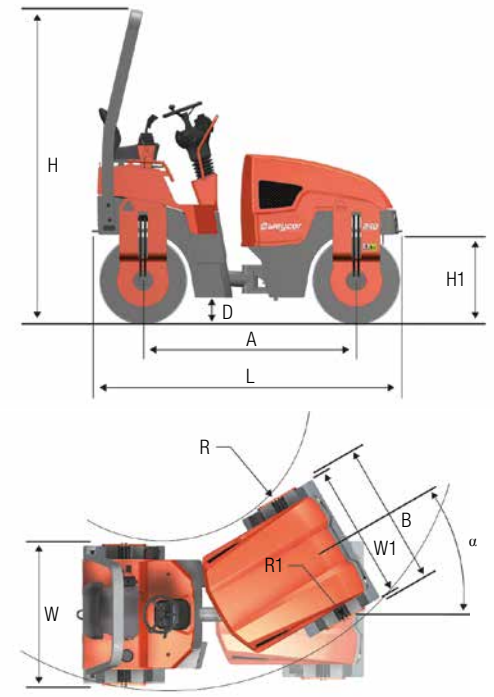
- + Lighting according to Road Traffic Regulations (StVZO)
- + Back up alarm
- + Battery main switch
- + Rotating beacon
- + Edge cutting and pad roller
- + Special color
- + Environmentally friendly hydraulic fluid

OPERATING DATA AW 240

Operating weight CECE	2,700 kg
Average axle load CECE	1,350 kg
Engine output	22.5 kW (30.2 HP)
Compaction performance	
Average linear drum load	13.50 kg/cm
Amplitude	0.5 mm
Frequency I / II	53 / 61 Hz
Centrifugal force I / II	21.5 / 28 kN
Bandage	
Drum width	1,000 mm
Drum diameter	750 mm
Drum shell thickness	12 mm
Lateral drum offset	50 mm
Sound level	
Average acoustic power-level $L_{pA}^{(1)}$	100.1 dB(A)
Guaranteed acoustic power-level $L_{pA}^{(2)}$	101.0 dB(A)
Sound pressure level $L_{pA}^{(3)}$	83.0 dB(A)
Specific vibration-data	
Hand- / arm- / bodyvibration ⁽⁴⁾	< 2.5 / 0.5 m/s ²

(1) According to 2000/14/EG & annexes.
(2) According to 2000/14/EG & annexes. (3) According to ISO 6396.
(4) According to ISO 8041.

TECHNICAL DATA AW 240



Distance between axes (A)	1,830 mm
Width (B)	1,180 mm
Road clearance (D)	166 mm
Height (H)	2,720 mm
Drum diameter (H1)	750 mm
Length (L)	2,670 mm
Turning radius	
- inside (R)	2,865 mm
- outside (R1)	3,865 mm
Working width (W)	1,050 mm
Drum width (W1)	1,000 mm
Steering angle (α)	±30°



AW 260

DRIVE

Speed 0–9 km/h
Angular movement ± 12°
Gradeability with vibration 30 %
Gradeability without vibration 35 %
Engine-Model Deutz
Type D 2011 L2i
Emission Tier 3
Fuel capacity 50 l
Hydraulic oil capacity 40 l

SPRINKLER SYSTEM

Tank capacity 210 l

STANDARD EQUIPMENT

- ROPS roll bar, foldable
- Hydrostatic drive
- Hydrostatic vibration system at both drums
- 2 centrifugal forces, 2 frequencies
- Automatic vibration mode
- Double / single vibration
- Pressurized interval sprinkler system
- Both drums equipped with spring-loaded brakes
- Manual emergency stop switch with touch sensitive switch at the seat
- 2 resilient vulcollan scraper blades per drum
- Spring-mounted driver's compartment
- 4 working headlights
- Laterally slidable driver's seat with arm rests and safety belt
- Lockable dashboard

OPTIONS

- + Lighting according to Road Traffic Regulations (StVZO)
- + Back up alarm
- + Battery main switch
- + Rotating beacon
- + Edge cutting and pad roller
- + Special color
- + Environmentally friendly hydraulic fluid

OPERATING DATA AW 260

Operating weight CECE 2,900 kg
Average axle load CECE 1,450 kg
Engine output 22.5 kW (30.2 HP)

Compaction performance

Average linear drum load 12.08 kg/cm
Amplitude 0.5 mm
Frequency I / II 53 / 61 Hz
Centrifugal force I / II 25 / 34 kN

Bandage

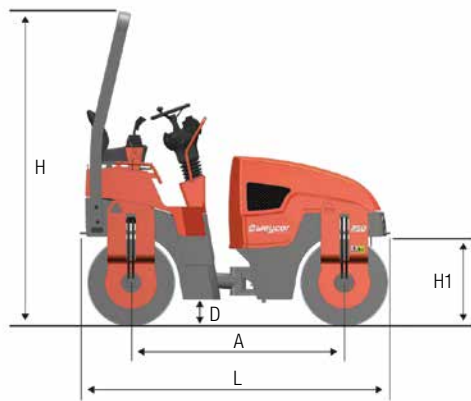
Drum width 1,250 mm
Drum diameter 750 mm
Drum shell thickness 12 mm
Lateral drum offset 50 mm

Sound level

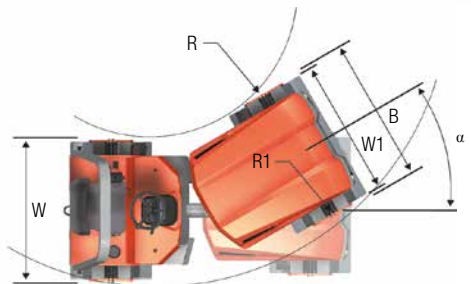
Average acoustic power-level $L_{pA}^{(1)}$ 100.1 dB(A)
Guaranteed acoustic power-level $L_{pA}^{(2)}$ 101.0 dB(A)
Sound pressure level $L_p^{(3)}$ 83.0 dB(A)
Specific vibration-data
Hand- / arm- / bodyvibration⁽⁴⁾ < 2.5 / 0.5 m/s²

(1) According to 2000/14/EG & appendixes.
(2) According to 2000/14/EG & appendixes. (3) According to ISO 6396.
(4) According to ISO 8041.

TECHNICAL DATA AW 260



Distance between axles (A)	1,830 mm
Width (B)	1,364 mm
Road clearance (D)	166 mm
Height (H)	2,720 mm
Drum diameter (H1)	750 mm
Length (L)	2,670 mm
Turning radius	
- inside (R)	2,765 mm
- outside (R1)	3,965 mm
Working width (W)	1,250 mm
Drum width (W1)	1,200 mm
Steering angle (α)	±30°



AW 300

DRIVE

Speed 0–9 km/h
Angular movement ± 12°
Gradeability with vibration 30 %
Gradeability without vibration 35 %
Engine-Model Deutz
Type D 2011 L2i
Emission Tier 3
Fuel capacity 50 l
Hydraulic oil capacity 40 l

SPRINKLER SYSTEM

Tank capacity 210 l

STANDARD EQUIPMENT

- ROPS roll bar, foldable
- Hydrostatic drive
- Hydrostatic vibration system at both drums
- 2 centrifugal forces, 2 frequencies
- Automatic vibration mode
- Double / single vibration
- Pressurized interval sprinkler system
- Both drums equipped with spring-loaded brakes
- Manual emergency stop switch with touch sensitive switch at the seat
- 2 resilient vulcollan scraper blades per drum
- Spring-mounted driver's compartment
- 4 working headlights
- Laterally slidable driver's seat with arm rests and safety belt
- Lockable dashboard

OPTIONS

- + Lighting according to Road Traffic Regulations (StVZO)
- + Back up alarm
- + Battery main switch
- + Rotating beacon
- + Edge cutting and pad roller
- + Special color
- + Environmentally friendly hydraulic fluid

OPERATING DATA AW 300

Operating weight CECE 3,000 kg
Average axle load CECE 1,500 kg
Engine output 22.5 kW (30.2 HP)

Compaction performance

Average linear drum load 12.00 kg/cm
Amplitude 0.5 mm
Frequency I / II 52 / 58 Hz
Centrifugal force I / II 29 / 37 kN

Bandage

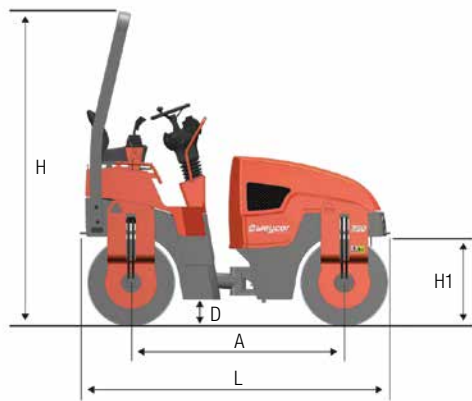
Drum width 1,250 mm
Drum diameter 750 mm
Drum shell thickness 12 mm
Lateral drum offset 50 mm

Sound level

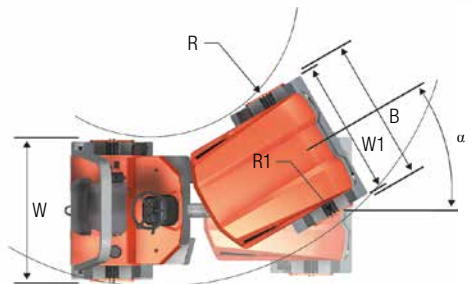
Average acoustic power-level $L_{pA}^{(1)}$ 100.1 dB(A)
Guaranteed acoustic power-level $L_{pA}^{(2)}$ 101.0 dB(A)
Sound pressure level $L_p^{(3)}$ 83.0 dB(A)
Specific vibration-data
Hand- / arm- / bodyvibration⁽⁴⁾ < 2.5 / 0.5 m/s²

(1) According to 2000/14/EG & appendixes.
(2) According to 2000/14/EG & appendixes. (3) According to ISO 6396.
(4) According to ISO 8041.

TECHNICAL DATA AW 300



Distance between axles (A)	1,830 mm
Width (B)	1,414 mm
Road clearance (D)	166 mm
Height (H)	2,720 mm
Drum diameter (H1)	750 mm
Length (L)	2,670 mm
Turning radius	
- inside (R)	2,740 mm
- outside (R1)	3,990 mm
Working width (W)	1,300 mm
Drum width (W1)	1,250 mm
Steering angle (α)	±30°



TECHNICAL HIGHLIGHTS



COMFORTABLE PANORAMIC ROPS CABIN

The steering column and the ergonomic arrangement of the operating controls and compaction measurement devices ensure **safe operation and help prevent tiredness**. Special cabin bearings serve to cushion vibrations. **Thanks to her innovative design, the windshield** reflects sound waves and lowers the noise level. In addition, a swiveling seat can be installed as an optional feature. Also available with air conditioning.

360° PANORAMIC VIEW FOR OPTIMAL ON-THE-JOB SAFETY

Excellent circumferential visibility, even in reverse gear, is established by a chamfered engine hood and a very compact design. ROPS cabin with individually adjustable operating elements.



ENGINE

The state-of-the-art low-emission diesel engines that are at work in all weycor compaction rollers are up to the standards set by everyday heavy-duty operation. Substantial power reserves and efficient water cooling serve to spare you trouble, **even at extreme outside temperatures up to 55°C** and on problematic grounds. **Their durability and low fuel consumption** account for their cost-effectiveness, their special engine bearings for a noticeable reduction of the noise development.

FRONT FRAME AND DRUM

The entire front frame – with the exception of the crossbeams – is welded in order to ensure maximum stability. On wet and cohesive soils, the optional front and rear scrapers serve to remove accumulated material. The smooth drum can be converted into a pad foot drum by attaching an optional segment kit. The drum unit can easily be dismantled without a lifting tool. The front frame and the drum provide the static force.

VIBRATION

2-stage vibratory system with high compaction capacity.

Two frequencies and two amplitudes can be selected for surface and deep compaction. Big exterior bearings greased by an oil bath guarantee long inspection intervals.

MAINTENANCE

In order to ensure quick and trouble-free maintenance, all relevant aggregates are easy to reach via the engine hood, which can be opened widely. Maintenance-free or low-maintenance components, such as the vibratory system or the articulated pendulum joint, serve to further reduce the time and effort to be spent on maintenance.

HA-CONTROL

Perfect adaptation to different types of soil is ensured by the **high pressure-dependent control by Bosch-Rexroth**. By double-pump system and a continuous tractive force adjustment automatically provides the **axle and the roller drum with maximum traction** – without any intervention on the part of the driver. This results in an automatic traction control and a noticeably improved climbing ability, especially in areas such as dike and embankment construction.

ARTICULATED PENDULUM JOINT

All weycor compaction rollers are equipped with **robust, maintenance-free articulated pendulum joints**. They cause the front and the rear end to run in a single track and create a very low center of gravity. With an angle of 35 degrees and a pivoting angle of 12 degrees, an exceptional maneuverability is ensured.

NO-SPIN AXLE

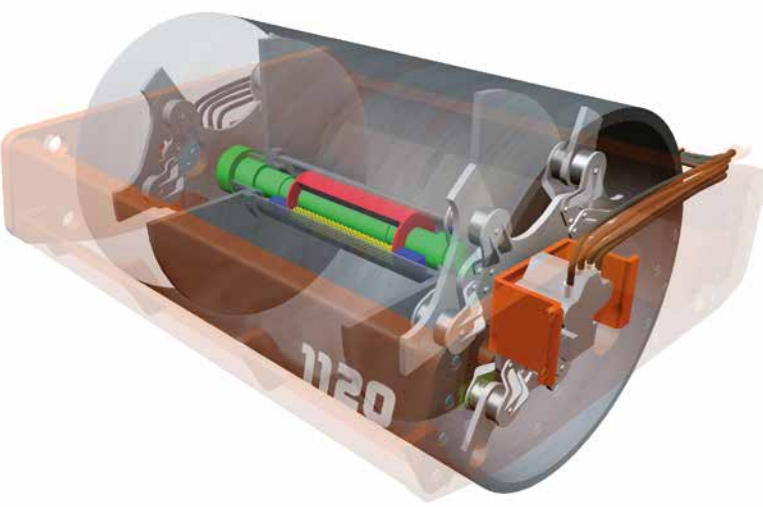
Thanks to its permanent differential lock, **the no-spin axle** provides for the **best traction and maximum climbing power**, which applies to all weycor compaction rollers at all times. Whenever different rotational speeds at the wheels are caused by operation on winding routes, the differential lock is automatically deactivated and will not be re-activated unless the wheels run synchronously again. The no-spin axle is a standard feature of all weycor compaction rollers.

ECO-MODE

This optional feature allows you to use the power of the hydraulic units that the compaction roller is equipped with to full capacity, in a particularly efficient way. Use ECO-Mode to reduce the diesel engine revolution by approx. 400 r.p.m., as compared to the nominal rotation speed, without any loss of power of the hydraulic system. While the vibration frequencies and the centrifugal forces remain constant, **the noise exposure both for the driver and the environment as well as the fuel consumption are reduced by up to 30%**.

weycor tandem rollers – reliable and innovative technology “Made in Germany”.

WEYCOR VIRBRATORY SYSTEM



WEYCOR VIBRATORY SYSTEM

The weycor vibratory system is fit to master all types of compaction work. The amount of energy required to achieve the desired degree of compaction can be set by means of two amplitudes and the automatic rotational speed adjustment: High centrifugal forces and a low frequency for deep compaction, lower centrifugal forces and high frequencies for surface compaction. Not only is the weycor vibratory system very robust, but easy to maintain as well: Big exterior bearings greased by an oil bath provide the basis for extra-long maintenance intervals. Thanks to the novel design, none of the bearings is hard to reach any more.

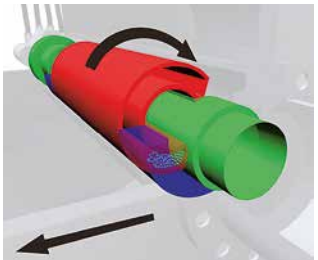
MOST RELEVANT PARAMETERS

(with regard to the efficiency of compaction)

- Overall weight of the machine
- Static linear distributed load
- Oscillating mass
- Amplitude and frequency

A POWERFUL PRINCIPLE

The unbalanced mass is composed of a static and a variable part. The static part consists of a constant flyweight on the shaft while the variable part is created by a staggered housing with a mutable mass. Depending on the rotational direction of the vibratory shaft, the variable mass is added to or subtracted from the constant mass via the flyweight. Thus, a larger or smaller amplitude is created.



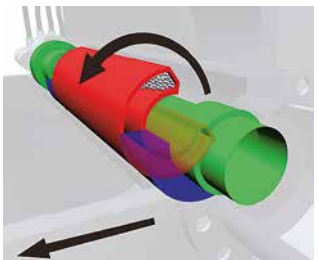
Large amplitude – low rotational speed



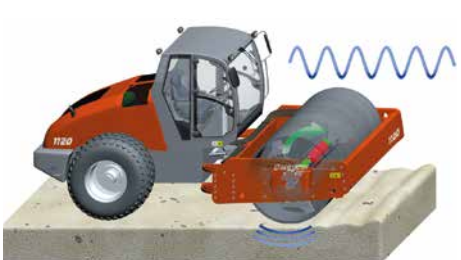
LARGE AMPLITUDE

(fields of application for the compaction of thick layers)

- Non-cohesive and cohesive soils
- Gravel and crushed stone basis
- Hydraulically bonded layers
- Anti-freeze layers
- Substratum
- Dikes, dams



Small amplitude – high rotational speed



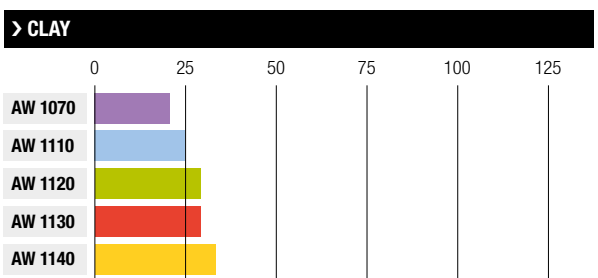
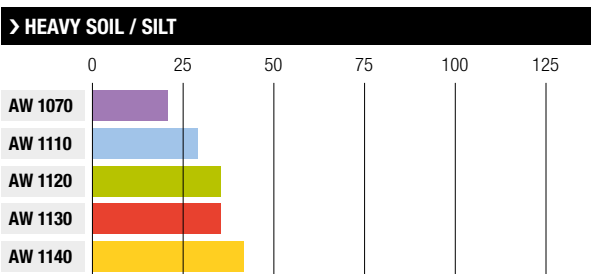
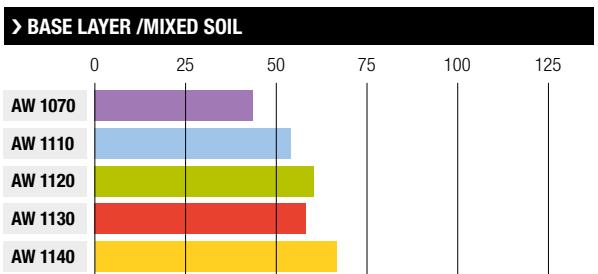
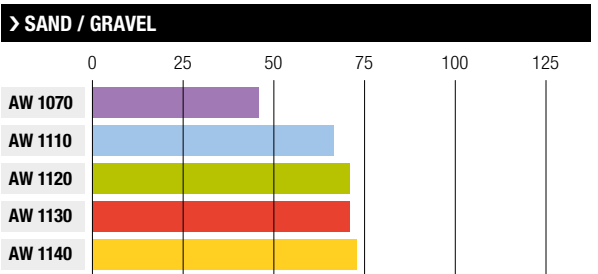
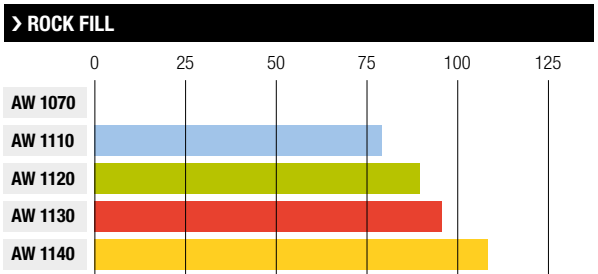
SMALL AMPLITUDE

(fields of application when compacting thin layers)

- Gravel, sand, mixed soils
- Gravel and crushed stone basis
- Surface compaction

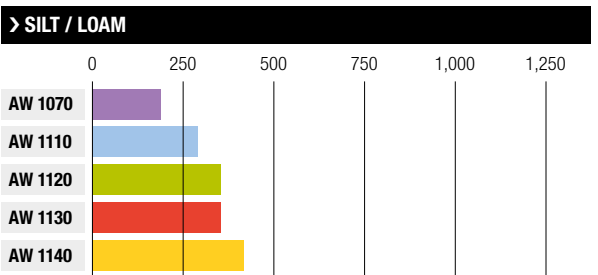
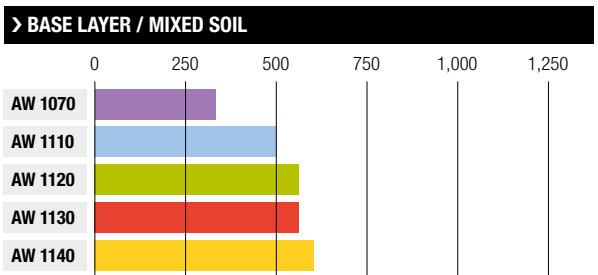
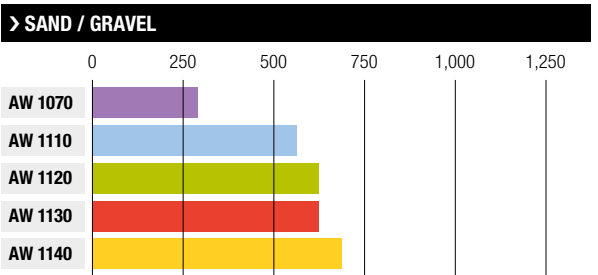
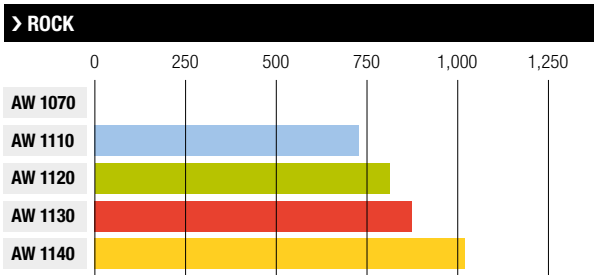
COMPACTION PERFORMANCE OF WEYCOR COMPACTION ROLLERS

maximal compaction depth (cm)



COMPACTION CAPACITY OF WEYCOR SINGLE DRUM ROLLERS

compaction capacity (m³/h)



COMPACTION CONTROLS

IT IS BETTER TO BE WELL CONTROLLED – AND DOCUMENTED

On many construction sites, it is an obligatory requirement that compaction is continuously checked, controlled and documented if required. weycor provides various digital systems, which can be used to automatically measure, record and analyse the entire compaction process. Thus, any weak spots can be detected reliably without spending a lot of time. The systems work with an acceleration sensor, which is mounted on an undamped vibrating part of the drum.

EFFECTIVE ENTRY OPTION: THE INTUITIVE ANALOGUE DISPLAY

This compaction display enables the roller driver to directly control and check the current compaction process. It tells you when optimum compaction has been reached. The compaction state is continuously calculated and determined, and indicated to the driver on a relative scale of 0-100 during the compaction run. The more LEDs light up, the higher the ground stiffness – if the display stops rising further, no more compaction is possible.



- **Easy-to-read display:**
The relative compaction is displayed in an LED scale from 0 to 100.
- **Avoid unnecessary compaction runs:**
The progress and end of the compaction work is visualised by the LEDs: the driver rolls until the display value stops increasing.
- **Identify sites and areas that cannot be compacted:**
When rolling for the first time, a change in the indication value signals to the driver whether the soil can be compacted.
- **Prevents excess compaction:**
The jump light warns in time against grain fragmentation and damage to the machine.



FULLY TRANSPARENT COMPACTION: TRACK MONITOR WITH OPTIONAL PRINTER

The track monitor informs the roller driver not only about the current compaction results, but also about the compaction process during the last compaction run.

- **Target value specification and track display with zoom function:**
A monitor shows the current position of the roller in the track and its relation to the compaction target value. Smaller values can be reliably assessed using different zoom levels.
- **Clear display:**
The other half of the monitor displays the most important current values such as speed, frequency and amplitude.
- **Optional recording and documentation of compaction:**
The compaction values of the current compaction run are stored up to a track length of 800 m. Thanks to the **optional handy thermal printer** the compaction data saved can be documented directly. To do this, the printer is simply connected to the track monitor via a cable. That way, the screen display of the compaction process can be printed out after each compaction run has been completed. Furthermore, you can display all compaction data summarised as a detailed list and thus quickly make checks and controls.

AHEAD OF THE TIMES: WEYCOR COMPDOC – THE MOST MODERN MEASURING SYSTEM OF ITS KIND

weycor CompDoc is currently the most modern measuring and recording system for large construction sites of all kinds, such as motorways, airports, or industrial and dam systems.

All information is transferred to the **LCD display** in the cockpit by computer and clearly displayed there. The vibration behaviour of the drum is registered via the sensor, and used to calculate the value for the relative compaction at the time of the rolling process. The driver is thus informed at all times about the current values of all parameters: compaction, jump operation, amplitude, frequency and speed.

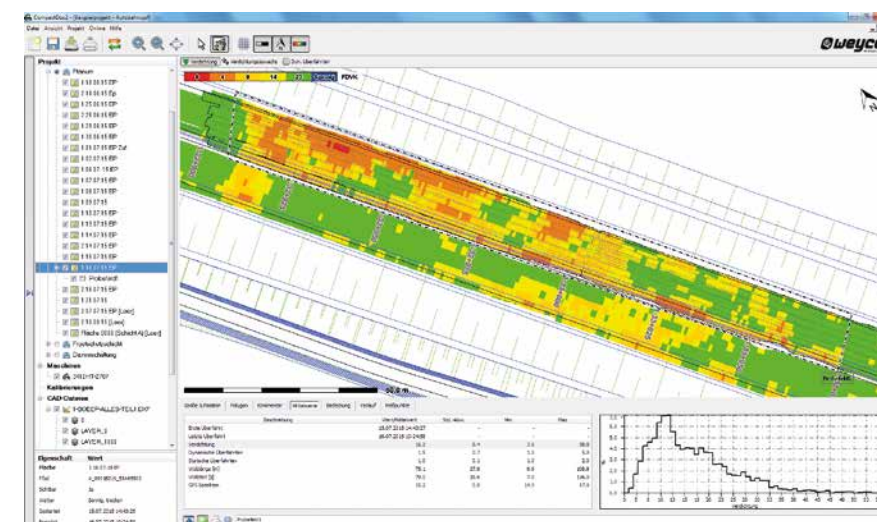
CompDoc stands out, above all also thanks to its **ease of use**: Simply start the engine, wait for satellite reception and immediately drive off without further input! Recording starts automatically as soon as the vibration starts.

By the way: The **portable device** is fitted with a quick release and can therefore easily be used on multiple machines.



THE FEATURES AT A GLANCE:

- **Administration and monitoring in real time from the office (optional modem):**
Wireless bi-directional GPRS transfer to and from the server – all without a USB stick
- **Fully suitable for fleet use thanks to GPRS mobile communications – even at large distances:**
As a result, there are no range limitations, as is the case with Wi-Fi
- **Standard-GPS accuracy <30 cm:**
Accuracy up to 1 cm possible
- **Vertical colour display:**
Clearer and larger image section than on the horizontal displays
- **Simultaneous interpretation in four different modes:**
Dynamic compaction runs, increase in compaction, measurement test run (plate load test at the end of the compaction work) and classic (plate load test)
- **No knowledge of machining required!**
- **Portable devices – universally applicable**



DRUMS

SMOOTH DRUM

Smooth drums are used during light to medium compaction work and are particularly suitable **for asphalt and non-cohesive soils**, such as sand, gravel or crushed stone. Parts subject to wear (strippers) can easily be replaced.



SMOOTH DRUM WITH PD SHELL KIT

Thanks to the **three-part shell kit**, a smooth drum can be converted quickly and cost-effectively into a pad foot drum. The shells expand the field of application of the single-drum compactors, so that they can be used also on cohesive soils. Assembly and disassembly are very easy and can be done on the construction site.

- **Fast assembly and disassembly**
- **Easy to clean**
- **The shell kit includes a complete set of cleaning chisels**



PAD FOOT DRUM (PD DRUM)

PD drums consist of a smooth drum with additional welded-on trapezoidal pad feet. They are used for medium to heavy compaction work and are particularly suitable **for strongly cohesive soils with a high water content**, such as clay or loam. The profile of the pad feet enlarges the surface area so that all moist, cohesive soils can dry out faster.

In contrast to a smooth drum with a PD shell kit, pad foot drums are installed in combination with a HD drive. This gives the roller more climbing ability and at the same time is more environmentally-friendly and more efficient, thanks to its lower gear reduction.



CANOPY

LAYOUT

- **Ergonomically designed DeLuxe operator's platform** with ROPS approval and **triple adjustable steering column** (foldable at two positions and 1x extendable). This means that the optimal seating position can be adjusted for the operator.
- Newly-developed plastic roof with **optimum rainwater discharge**.
- **Electronic joystick** allowing the machine to be operated comfortably and sensitively. It is integrated in the armrest, to optimally absorb the up and down movements together with the seat when driving over uneven terrain.
- **All switch functions are integrated in the armrest.**
- **Non-slip strips on the floor** provide a secure grip when ascending and descending, and even in bad weather.
- Large compartment for **storage space under the seat**.
- Equipped as standard with **two exterior mirrors and four working headlights** (2 at the front and 2 at the rear).
- **Best possible overall view while giving protection** thanks to the circumferential railing.
- **All electrical components have been designed for outdoor use** – they resist and repel rain or dust, and are easy to clean.

OPTIONAL

- + Swivelling driver's seat
- + LED working lights
- + StVZO (German Road Traffic Licensing Regulations) lighting for driving on public roads
- + Various rotating lights (rotating flashing beacons or LED flashing beacons)
- + All available weycor displays for compaction measurements (see pages 12/13)



ENGINES AND TRACTION

THE BEST TRACTION – AUTOMATICALLY

In order to adapt the vehicle to different types of soil, the drive units of all weycor compaction rollers are equipped with a high pressure-dependent control. Thanks to the continuous adjustment of the tractive force, maximum traction both at the axle and the roller drum (for type 1070, this applies to the roller drum only) is at your disposal at all times. **As this is an automatic feature, there is no need for the driver to intervene.** In comparison with conventional 4-stage drive units, this system results in **more efficient traction control** and a **noticeably improved climbing ability**, especially in areas such as dike and embankment construction.

THE SAFEST AND STRONGEST WAY TO COMPACT SOIL

Wherever stable grounds and new paths need to be created, weycor compaction rollers take to the job like a duck to water: For road construction jobs, for dikes, for runways and railway lines or operation in landscaping. Our powerful engines and the versatile weycor vibratory system ensure fast, cost-effective work and excellent, presentable results.

With service weights ranging from 2,400 kg to 14,000 kg and state-of-the-art technology, they are ready to meet your compaction challenges:

- Innovative vibratory compaction technology
- Fine-tuning to individual soil features
- Computer-aided supervision and documentation

MORE POWER, LESS CONSUMPTION: ECO-MODE

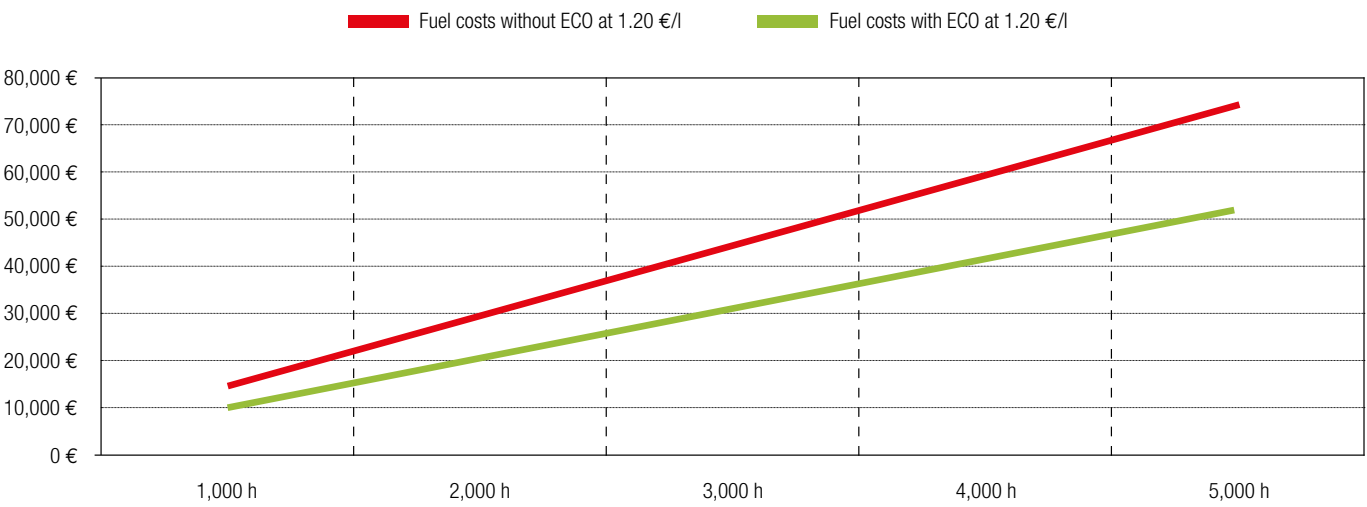
ECO-Mode, an optional feature, allows for a particularly **efficient exploitation** of the power output of the hydraulic units. This system renders it possible to reduce the motor rotation speed by approx. 400 r.p.m., as compared to the nominal rotation speed, while all parameters regarding the machine's overall performance remain intact.

The intelligent hydraulic system automatically ensures that its resources can still be used to full capacity and both the vibration frequencies and the centrifugal forces remain unaffected. Noticeable outcomes of this innovative, **optimized use** of the hydraulic capacities: Not only does the vehicle consume **less fuel**, but the sound level in the cabin is lowered and hence both the driver's and the environment's noise exposure reduced – without any output losses of the hydraulic system.

It goes without saying that the driver can intervene and manually claim the full capacity of the drive unit at all times.



WEYCOR ECO-MODE



AW 1070

DRIVE

Speed* 0–10 km/h
Angular movement ±12°
Gradeability with vibration 45 %
Gradeability without vibration 50 %
Tyres 16.9–24
Engine-Model see page 23
Fuel capacity 167 l
Hydraulic oil capacity 68 l

* in HD-Drive 0–14 km/h

STANDARD EQUIPMENT

- ROPS-Cabin with tinted glass, 1 door left and 1 window right, both lockable on 180°
- Maintenance-free centre-pivot steering
- Low-maintenance vibratory system with 2 amplitudes and 2 frequencies
- No-spin rear axle
- Two-stage hydrostatic drive and traction control with anti-slip at the drum (4 stage in HD-Drive)
- Both drives equipped with spring-loaded brake
- Adjustable driver's seat with armrest, adjustable steering column
- Emergency switch
- 4 working headlights
- Hot water heating with fresh-air fan

OPTIONS

- + Sunshade Canopy with ROPS bar and waterproof seat
- + Air conditioning (for cabin version only)
- + Padfoot shell kit (3-part) for modification of a smooth drum
- + Spring steel scraper blade (for smooth drum only)
- + Vulcolan scraper blade (for smooth drum only)
- + Cyclone dust seperator
- + Battery main switch
- + Reverse gear alarm
- + Rotating light
- + Radio / Radio preparation
- + Special colour
- + weycor hydraulic fluid (environment-friendly)
- + Compaction measurement (digital display)
- + Compaction measurement with documentation function
- + Preparation for compaction measurement
- + Swivable driver's seat
- + ECO-Mode
- + HD-Drive for more gradeability
- + Pad-foot drum

OPERATING DATA AW 1070

Operating weight CECE 7,100 kg (8,000 kg optional) *
Weight on front 3,800 kg (4,400 kg optional)
Weight on rear 3,300 kg (3,600 kg optional)
Engine output see page 23

Compaction performance

Linear drum load 22.35 kg/cm (25.88 kg/cm optional)
Amplitude high / low 1.6 / 0.7 mm
Frequency I / II 30 / 40 Hz
Centrifugal force I / II 120 / 90 kN

Bandage

Drum width 1,700 mm
Drum diameter 1,250 mm
Drum shell thickness 20 mm

Sound level

Average acoustic power-level $L_{wA}^{(1)}$ 104.1 dB(A)
Guaranteed acoustic power-level $L_{wA}^{(2)}$ 106.0 dB(A)
Sound pressure level $L_pA^{(3)}$ 76.0 dB(A)
Specific vibration-data
Hand- / arm- / bodyvibration⁽⁴⁾ < 2.5 / 0.5 m/s²

AW 1070 PD (Pad-foot drum)

Different operating data

Operating weight CECE 7,700 kg *
Weight on front 4,400 kg
Drum diameter 1,140 mm
Gradeability with / without vibration 48 / 53 %
Tyres 16.9–24 TR


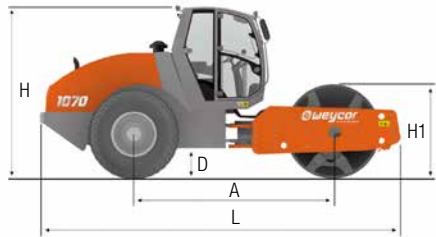
(1) According to 2000/14/EG & appendixes.

(2) According to 2000/14/EG & appendixes. (3) According to ISO 6396.

(4) According to ISO 8041.

* Depending on the engine variant.

TECHNICAL DATA AW 1070 AND AW 1070 PD (Pad-foot drum)



Distance between axles (A)	2,720 mm
Width (B)	1,850 mm
Road clearance (D)	375 mm
Height (H)	2,920 mm
- AW 1070 (H)	2,723 mm
- AW 1070 PD (H)	2,728 mm
Drum diameter	
- AW 1070 (H1)	1,250 mm
- AW 1070 PD (H1)	1,140 mm
Length (L)	5,032 mm
Turning radius	
- inside (R)	3,900 mm
- outside (R1)	5,600 mm
Width about tyres (W)	1,700 mm
Drum width (W1)	1,700 mm
Steering angle (α)	±30°



AW 1110

DRIVE

Speed0–11.5 km/h
Angular movement ±12°
Gradeability with vibration 43 %
Gradeability without vibration 48 %
Tyres 23.1–26
Engine-Model see page 23
Fuel capacity 300 l
Hydraulic oil capacity 106 l

STANDARD EQUIPMENT

- ROPS-Cabin with tinted glass, 1 door left and 1 window right, both lockable on 180°
- Maintenance-free centre-pivot steering
- Low-maintenance vibratory system with 2 amplitudes and 2 frequencies
- No-spin rear axle
- Four-stage hydrostatic drive and traction control with anti-slip at the drum
- Both drives equipped with spring-loaded brake
- Adjustable driver's seat with armrest, adjustable steering column
- Emergency switch
- 4 working headlights
- Hot water heating with 3-stage fresh-air fan

OPTIONS

- + Sunshade Canopy with ROPS bar and waterproof seat
- + Air conditioning (for cabin version only)
- + Padfoot shell kit (3-part) for modification of a smooth drum
- + Spring steel scraper blade (for smooth drum only)
- + Vulcolan scraper blade (for smooth drum only)
- + Cyclone dust seperator
- + Battery main switch
- + Reverse gear alarm
- + Rotating light
- + Radio / Radio preparation
- + Special colour
- + weycor hydraulic fluid (environment-friendly)
- + Compaction measurement (digital display)
- + Compaction measurement with documentation function
- + Preparation for compaction measurement
- + Swivable driver's seat
- + ECO-Mode
- + HD-Drive for more gradeability
- + Pad-foot drum

OPERATING DATA AW 1110

Operating weight CECE 11,700 kg *
Weight on front 6,300 kg
Weight on rear 5,400 kg
Engine output see page 23

Compaction performance

Linear drum load 30.00 kg/cm
Amplitude high / low 1.8 / 0.8 mm
Frequency I / II 30 / 38 Hz
Centrifugal force I / II 220 / 150 kN

Bandage

Drum width 2,100 mm
Drum diameter 1,500 mm
Drum shell thickness 25 mm

Sound level

Average acoustic power-level $L_{wA}^{(1)}$ 104.1 dB(A)
Guaranteed acoustic power-level $L_{wA}^{(2)}$ 106.0 dB(A)
Sound pressure level $L_pA^{(3)}$ 77.0 dB(A)
Specific vibration-data
Hand- / arm- / bodyvibration⁽⁴⁾ < 2.5 / 0.5 m/s²

AW 1110 PD (Pad-foot drum)

Different operating data

Operating weight CECE 13,100 kg *
Weight on front 7,700 kg
Drum diameter 1,390 mm
Gradeability with / without vibration 48 / 52 %
Tyres 23.1–26 TR

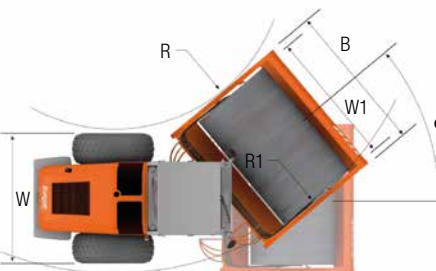
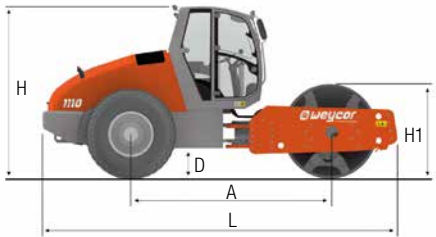
(1) According to 2000/14/EG & appendixes.

(2) According to 2000/14/EG & appendixes. (3) According to ISO 6396.

(4) According to ISO 8041.

* Depending on the engine variant.

TECHNICAL DATA AW 1110 AND AW 1110 PD (Pad-foot drum)



Distance between axles (A)	3,195 mm
Width (B)	2,270 mm
Road clearance (D)	490 mm
Height (H)	2,920 mm
Drum diameter	
- AW 1110 (H1)	1,500 mm
- AW 1110 PD (H1)	1,390 mm
Length (L)	5,757 mm
Turning radius	
- inside (R)	4,860 mm
- outside (R1)	7,015 mm
Width about tyres (W)	2,090 mm
Drum width (W1)	2,100 mm
Steering angle (α)	±30°



AW 1120

DRIVE

Speed 0–11.5 km/h
Angular movement ±12°
Gradeability with vibration 45 %
Gradeability without vibration 50 %
Tyres 23.1–26
Engine-Model see page 23
Fuel capacity 300 l
Hydraulic oil capacity 106 l

STANDARD EQUIPMENT

- ROPS-Cabin with tinted glass, 1 door left and 1 window right, both lockable on 180°
- Maintenance-free centre-pivot steering
- Low-maintenance vibratory system with 2 amplitudes and 2 frequencies
- No-spin rear axle
- Four-stage hydrostatic drive and traction control with anti-slip at the drum
- Both drives equipped with spring-loaded brake
- Adjustable driver's seat with armrest, adjustable steering column
- Emergency switch
- 4 working headlights
- Hot water heating with 3-stage fresh-air fan

OPTIONS

- + Sunshade Canopy with ROPS bar and waterproof seat
- + Air conditioning (for cabin version only)
- + Padfoot shell kit (3-part) for modification of a smooth drum
- + Spring steel scraper blade (for smooth drum only)
- + Vulcolan scraper blade (for smooth drum only)
- + Cyclone dust seperator
- + Battery main switch
- + Reverse gear alarm
- + Rotating light
- + Radio / Radio preparation
- + Special colour
- + weycor hydraulic fluid (environment-friendly)
- + Compaction measurement (digital display)
- + Compaction measurement with documentation function
- + Preparation for compaction measurement
- + Swivable driver's seat
- + ECO-Mode
- + HD-Drive for more gradeability
- + Pad-foot drum

OPERATING DATA AW 1120

Operating weight CECE 12,300 kg *
Weight on front 7,100 kg
Weight on rear 5,200 kg
Engine output see page 23

Compaction performance

Linear drum load 33.81 kg/cm
Amplitude high / low 1.8 / 0.6 mm
Frequency I / II 30 / 40 Hz
Centrifugal force I / II 240 / 140 kN

Bandage

Drum width 2,100 mm
Drum diameter 1,500 mm
Drum shell thickness 30 mm

Sound level

Average acoustic power-level $L_{wA}^{(1)}$ 103.9 dB(A)
Guaranteed acoustic power-level $L_{wA}^{(2)}$ 106.0 dB(A)
Sound pressure level $L_pA^{(3)}$ 78.0 dB(A)
Specific vibration-data
Hand- / arm- / bodyvibration⁽⁴⁾ < 2.5 / 0.5 m/s²

AW 1120 PD (Pad-foot drum)

Different operating data

Operating weight CECE 13,700 kg *
Weight on front 8,500 kg
Drum diameter 1,390 mm
Gradeability with / without vibration 48 / 52 %
Tyres 23.1–26 TR

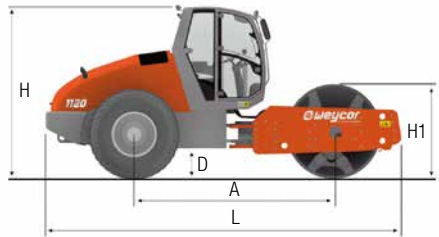
(1) According to 2000/14/EG & appendixes.

(2) According to 2000/14/EG & appendixes. (3) According to ISO 6396.

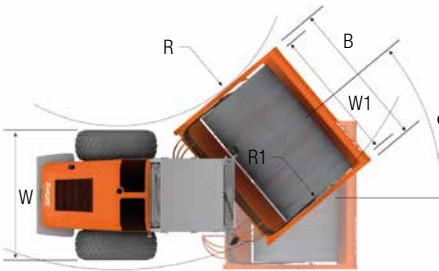
(4) According to ISO 8041.

* Depending on the engine variant.

TECHNICAL DATA AW 1120 AND AW 1120 PD (Pad-foot drum)



Distance between axles (A)	3,195 mm
Width (B)	2,270 mm
Road clearance (D)	490 mm
Height (H)	2,920 mm
Drum diameter	
- AW 1120 (H1)	1,500 mm
- AW 1120 PD (H1)	1,390 mm
Length (L)	5,757 mm
Turning radius	
- inside (R)	4,860 mm
- outside (R1)	7,015 mm
Width about tyres (W)	2,090 mm
Drum width (W1)	2,100 mm
Steering angle (α)	±30°



AW 1130

DRIVE

Speed 0–12.5 km/h
Angular movement ±12°
Gradeability with vibration 41 %
Gradeability without vibration 46 %
Tyres 23.1–26
Engine-Model see page 23
Fuel capacity 300 l
Hydraulic oil capacity 106 l

STANDARD EQUIPMENT

- ROPS-Cabin with tinted glass, 1 door left and 1 window right, both lockable on 180°
- Maintenance-free centre-pivot steering
- Low-maintenance vibratory system with 2 amplitudes and 2 frequencies
- No-spin rear axle
- Four-stage hydrostatic drive and traction control with anti-slip at the drum
- Both drives equipped with spring-loaded brake
- Adjustable driver's seat with armrest, adjustable steering column
- Emergency switch
- 4 working headlights
- Hot water heating with 3-stage fresh-air fan

OPTIONS

- + Sunshade Canopy with ROPS bar and waterproof seat
- + Air conditioning (for cabin version only)
- + Padfoot shell kit (3-part) for modification of a smooth drum
- + Spring steel scraper blade (for smooth drum only)
- + Vulcolan scraper blade (for smooth drum only)
- + Cyclone dust seperator
- + Battery main switch
- + Reverse gear alarm
- + Rotating light
- + Radio / Radio preparation
- + Special colour
- + weycor hydraulic fluid (environment-friendly)
- + Compaction measurement (digital display)
- + Compaction measurement with documentation function
- + Preparation for compaction measurement
- + Swivable driver's seat
- + ECO-Mode
- + HD-Drive for more gradeability
- + Pad-foot drum

OPERATING DATA AW 1130

Operating weight CECE 12,900 kg *
Weight on front 7,200 kg
Weight on rear 5,700 kg
Engine output see page 23

Compaction performance

Linear drum load 34.29 kg/cm
Amplitude high / low 1.8 / 0.9 mm
Frequency I / II 30 / 38 Hz
Centrifugal force I / II 260 / 190 kN

Bandage

Drum width 2,100 mm
Drum diameter 1,500 mm
Drum shell thickness 30 mm

Sound level

Average acoustic power-level $L_{wA}^{(1)}$ 103.9 dB(A)
Guaranteed acoustic power-level $L_{wA}^{(2)}$ 106.0 dB(A)
Sound pressure level $L_pA^{(3)}$ 76.0 dB(A)
Specific vibration-data
Hand- / arm- / bodyvibration⁽⁴⁾ < 2.5 / 0.5 m/s²

AW 1130 PD (Pad-foot drum)

Different operating data

Operating weight CECE 14,300 kg *
Weight on front 8,600 kg
Drum diameter 1,390 mm
Gradeability with / without vibration 48 / 52 %
Tyres 23.1–26 TR

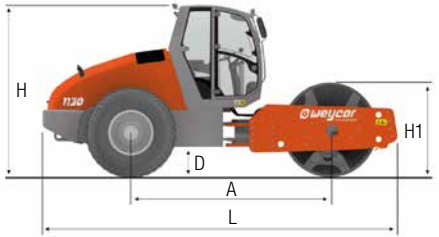
(1) According to 2000/14/EG & appendixes.

(2) According to 2000/14/EG & appendixes. (3) According to ISO 6396.

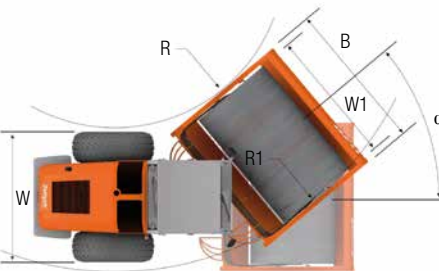
(4) According to ISO 8041.

* Depending on the engine variant.

TECHNICAL DATA AW 1130 AND AW 1130 PD (Pad-foot drum)



Distance between axles (A)	3,195 mm
Width (B)	2,270 mm
Road clearance (D)	490 mm
Height (H)	2,920 mm
Drum diameter	
- AW 1130 (H1)	1,500 mm
- AW 1130 PD (H1)	1,390 mm
Length (L)	5,757 mm
Turning radius	
- inside (R)	4,860 mm
- outside (R1)	7,015 mm
Width about tyres (W)	2,090 mm
Drum width (W1)	2,100 mm
Steering angle (α)	±30°



DRIVE

Speed 0–12.5 km/h
Angular movement ±12°
Gradeability with vibration 40 %
Gradeability without vibration 45 %
Tyres 23.1–26
Engine-Model see page 23
Fuel capacity 300 l
Hydraulic oil capacity 106 l

STANDARD EQUIPMENT

- ROPS-Cabin with tinted glass, 1 door left and 1 window right, both lockable on 180°
- Maintenance-free centre-pivot steering
- Low-maintenance vibratory system with 2 amplitudes and 2 frequencies
- No-spin rear axle
- Four-stage hydrostatic drive and traction control with anti-slip at the drum
- Both drives equipped with spring-loaded brake
- Adjustable driver's seat with armrest, adjustable steering column
- Emergency switch
- 4 working headlights
- Hot water heating with 3-stage fresh-air fan

OPTIONS

- + Sunshade Canopy with ROPS bar and waterproof seat
- + Air conditioning (for cabin version only)
- + Padfoot shell kit (3-part) for modification of a smooth drum
- + Spring steel scraper blade (for smooth drum only)
- + Vulcolan scraper blade (for smooth drum only)
- + Cyclone dust seperator
- + Battery main switch
- + Reverse gear alarm
- + Rotating light
- + Radio / Radio preparation
- + Special colour
- + weycor hydraulic fluid (environment-friendly)
- + Compaction measurement (digital display)
- + Compaction measurement with documentation function
- + Preparation for compaction measurement
- + Swivable driver's seat
- + ECO-Mode
- + HD-Drive for more gradeability
- + Pad-foot drum

OPERATING DATA AW 1140

Operating weight CECE 14,000 kg *
Weight on front 8,100 kg
Weight on rear 5,900 kg
Engine output see page 23

Compaction performance

Linear drum load 38.57 kg/cm
Amplitude high / low 1.9 / 0.7 mm
Frequency I / II 30 / 40 Hz
Centrifugal force I / II 280 / 180 kN

Bandage

Drum width 2,100 mm
Drum diameter 1,500 mm
Drum shell thickness 30 mm

Sound level

Average acoustic power-level $L_{wA}^{(1)}$ 104.8 dB(A)
Guaranteed acoustic power-level $L_{wA}^{(2)}$ 106.0 dB(A)
Sound pressure level $L_pA^{(3)}$ 76.0 dB(A)
Specific vibration-data
Hand- / arm- / bodyvibration⁽⁴⁾ < 2.5 / 0.5 m/s²

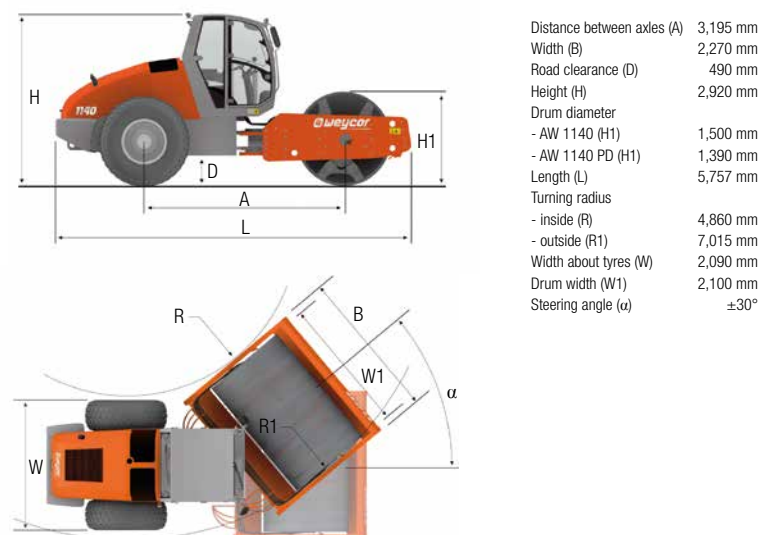
AW 1140 PD (Pad-foot drum)

Different operating data

Operating weight CECE 15,400 kg *
Weight on front 9,500 kg
Drum diameter 1,390 mm
Gradeability with / without vibration 48 / 52 %
Tyres 23.1–26 TR

(1) According to 2000/14/EG & appendixes.
(2) According to 2000/14/EG & appendixes. (3) According to ISO 6396.
(4) According to ISO 8041.
* Depending on the engine variant.

TECHNICAL DATA AW 1140 AND AW 1140 PD (Pad-foot drum)



CONFIGURATION VARIANTS

ENGINE AND DRUM VARIANTS

Model	Emission		Smooth drum	Pad-foot drum	Pad-foot shell kit
8-TON-CLASS					
AW 1070 E	Motor Tier 2	1104C-44 / 62 kW (83 HP)	X	X	X
AW 1070 E	Motor Tier 2	1104D-44T / 72.5 kW (97 HP)	X	X	X
AW 1070	Motor Tier 3	1104D-44T / 62 kW (83 HP)	X	X	X
AW 1070 ^E	Motor Tier 4 interim	TD 2.9 L4 / 54 kW (72.5 HP)	X	X	X
11-TON-CLASS					
AW 1110 E	Motor Tier 2	BF4M 2012 C / 95 kW (127.5 HP)	X	X	X
AW 1110	Motor Tier 3	TCD 2012 L4 / 103 kW (138 HP)	X	X	X
AW 1110 ^E	Motor Tier 4 final	Cummins QSF 3.8 / 97 KW (130 HP)	X	X	X
12-TON-CLASS					
AW 1120 E	Motor Tier 2	BF4M 2012 C / 95 kW (127.5 HP)	X	X	X
AW 1120	Motor Tier 3	TCD 2012 L4 / 103 kW (138 HP)	X	X	X
AW 1120 ^E	Motor Tier 4 final	Cummins QSF 3.8 / 97 KW (130 HP)	X	X	X
13-TON-CLASS					
AW 1130 E	Motor Tier 2	BF4M 2012 C / 100 kW (134 HP)	X	X	X
AW 1130	Motor Tier 3	TCD 2012 L4 / 103 kW (138 HP)	X	X	X
AW 1130 ^E	Motor Tier 4 final	Cummins QSF 3.8 / 97 KW (130 HP)	X	X	X
14-TON-CLASS					
AW 1140 E	Motor Tier 2	BF4M 2012 C / 100 kW (134 HP)	X	X	X
AW 1140	Motor Tier 3	TCD 2012 L4 / 103 kW (138 HP)	X	X	X
AW 1140 ^E	Motor Tier 4 final	Cummins QSF 3.8 / 97 KW (130 HP)	X	X	X

weycor compaction rollers vouch for technical excellence, for powerful and reliable machines and for quality “Made in Germany”. In their respective domain, they exceed the currently applicable emission standards. According to the emission regulations of different countries, you have the choice to select the right engine type for your purpose.





You can find our current product range and more exciting details at: **www.products.weycor.de** or **www.weycor.de**

weycor is a brand of ATLAS WEYHAUSEN GMBH.

ATLAS WEYHAUSEN GMBH · D - 27793 Wildeshausen
Phone +49 (0) 44 31 - 98 10 · info@weycor.de · www.weycor.de

 **weycor**
BY ATLAS WEYHAUSEN